

| | |
|-----------|--|
| PROJECT | |
| TYPE | |
| SPECIFIER | |
| QUANTITY | |
| DATE | |

EYES 17 FOR HANDRAIL RECESSED

E12R0008-

base number Color Reflector
 Temperature Options

- To build a product code in our configurator select the specify button on the base model # product page
- To build a manual product code on this datasheet choose from the options listed below in blue font and add the suffix to the base model #

GENERAL

Series: Eyes Handrail
 Subseries: Eyes 17 for Handrail
 Partner: Zaneen
 Division: Exterior
 Installation: Recessed
 Product Type: Marker
 Mounting Location: Handrail
 Light Distribution: Direct

PHYSICAL

Shape: Round
 Diameter (mm): 17
 Diameter (in): 11/16
 Depth (mm): 17
 Depth (in): 11/16
 Weight (kg): 0.13
 Installation Requirement: Fixing springs
 Diffuser: Extra clear glass 4mm
 Fixture Finish: PSS
 Fixture Material: Stainless Steel AISI 316L
 Primary Material: Stainless Steel
 Cable Details: 200 cm 2x0,5 mm2
 Cut-out Measurements: 15mm / 9/16"

ELECTRICAL

Lamp Type: LED
 Input Wattage (W): 2.33
 Total Output Wattage (W): 1.05
 Dimming: Non-Dimming / Phase Dimming (120Vac only) / 0-10V Dimming
 Driver Included: No
 Driver Location: Remote
 Driver Type: Constant Current - Universal
 Driver Class: Class 2
 Housing: ENCP4
 Input Voltage (V): 120 - 277
 Output Voltage (V): 24
 Constant Current (MA): 350

LED

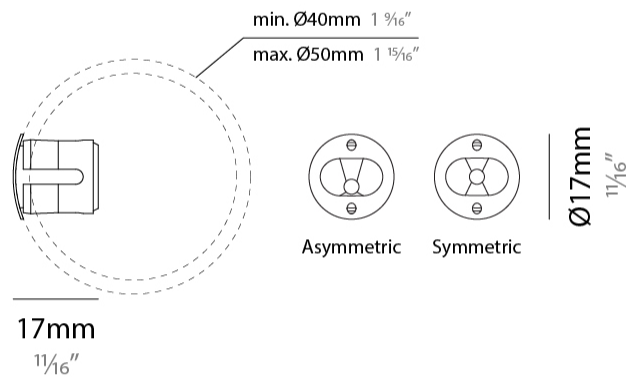
Number of LEDs: 1
 Color Temperature (*K): 2200 / 2700 / 3000 / 4000
 Max. Delivered Lumen (lm): 124 (3000K)
 Nominal Lumen (lm): 150 (3000K)
 CRI: >90 CRI
 Lamp Life (hrs): 50000
 Upon Request: RGB

OPTICAL

Reflector*: [Asymetric](#) / [Symetric](#)

RATINGS AND CERTIFICATIONS

Certified By: Certified for North American Standards
 IP rating: IP67
 Marine Grade: Stainless Steel AISI 316L



| |
|-----------|
| PROJECT |
| TYPE |
| SPECIFIER |
| QUANTITY |
| DATE |

EYES 17 FOR HANDRAIL RECESSED

E12R0014-

base number Color Reflector
 Temperature Options

- To build a product code in our configurator select the specify button on the base model # product page
- To build a manual product code on this datasheet choose from the options listed below in blue font and add the suffix to the base model #

GENERAL

Series: Eyes Handrail
 Subseries: Eyes 17 for Handrail
 Partner: Zaneen
 Division: Exterior
 Installation: Recessed
 Product Type: Marker
 Mounting Location: Handrail
 Light Distribution: Direct

PHYSICAL

Shape: Round
 Diameter (mm): 17
 Diameter (in): 11/16
 Depth (mm): 17
 Depth (in): 11/16
 Weight (kg): 0.13
 Installation Requirement: Fixing springs
 Diffuser: Extra clear glass 4mm
 Fixture Finish: PSS
 Fixture Material: Stainless Steel AISI 316L
 Primary Material: Stainless Steel
 Cable Details: 200 cm 2x0,5 mm2
 Cut-out Measurements: 15mm / 9/16"

ELECTRICAL

Lamp Type: LED
 Input Wattage (W): 2.33
 Total Output Wattage (W): 1.05
 Dimming: Non-Dimming / Phase Dimming (120Vac only) / 0-10V Dimming
 Driver Included: No
 Driver Location: Remote
 Driver Type: Constant Current - Universal
 Driver Class: Class 2
 Housing: ENCP4
 Input Voltage (V): 120 - 277
 Output Voltage (V): 24
 Constant Current (MA): 350

LED

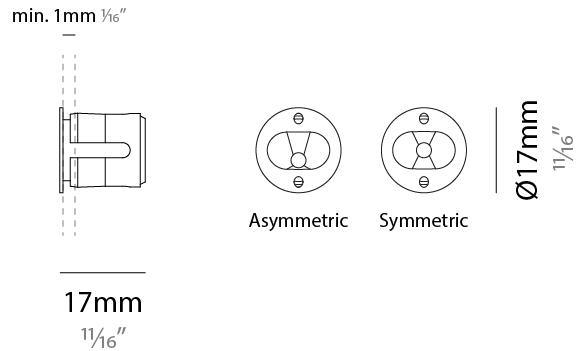
Number of LEDs: 1
 Color Temperature (°K): 2200 / 2700 / 3000 / 4000
 Max. Delivered Lumen (lm): 124 (3000K)
 Nominal Lumen (lm): 150 (3000K)
 CRI: >90 CRI
 Lamp Life (hrs): 50000

OPTICAL

Reflector: Asymetric / Symetric

RATINGS AND CERTIFICATIONS

Certified By: Certified for North American Standards
 IP rating: IP67
 Marine Grade: Stainless Steel AISI 316L



PROJECT

TYPE

SPECIFIER

QUANTITY

DATE






































































Fixture Finish

Digital: Not all screens are calibrated the same, and therefore, colors will appear differently between screens.











Physical: When texture is involved, there will be variations in color, character and tone within a product series and between product families.













LEGEND

| | | |
|--|--|--|
|  floor-mounted |  pivotable |  special LED (upon request) RGB, RGBW, tunable, gold+, meat+, art+, fashion+ |
|  wall and ceiling: recessed and surface mounted |  rotating |  warm dim / natural dimming LED |
|  ceiling-mounted and wall-mounted |  illuminate tilted |  rechargeable battery powered |
|  wall-mounted |  color of suspension cable |  fixture with natural vivid LED (upon request) |
|  omni-directional light distribution |  length of suspension cable |  color rendering index |
|  direct light distribution |  reflector degree selection |  color temperature |
|  direct/indirect light distribution |  super spot |  lumen (luminous flux) |
|  indirect light distribution |  lens |  efficacy (lumens per watt) |
|  asymmetric light distribution |  lens pack |  Unified Glare Rating (UGR) range from 5-40 |
|  aura light distribution |  shine ring |  marine grade (AISI 316 stainless steel) |
|  round wall or ceiling cut-out |  integrated shine ring with diffuser |  walk on |
|  square wall or ceiling cut-out |  free individual colors 01-29 |  drive on |
|  the supplied jig specifies the cutout dimensions |  individual colors: 00 (free of charge), 01-25 (extra charge) |  Dark Sky Compliance |
|  minimum distance (meters) lamp - object |  luminaire part to be colored (F1) |  Americans with Disabilities Act (less than 4" off the wall located between 27"-84" from floor) |
|  recessed depth |  luminaire part to be colored (F2) |  lamp protected against explosion |
|  ceiling thickness in mm |  luminaire part to be colored (F3) |  blown glass using traditional methods by master glass blower |
|  ceiling thickness selection |  luminaire part to be colored (F4) |  acoustic material |
|  dimmable DP (phase), DV (0-10V), DD (dali), DS (step-dim) |  luminaire part to be colored (F5) |  protection class I, protection insulation |
|  included or excluded LED driver/transformer/control gear |  color of 3-circuit adaptor |  protection class II, protection insulation |
|  separately switchable |  indirect diffuser |  ETL Certified to UL and CSA Standards |
|  sensor |  direct diffuser |  UL Certified to UL and CSA Standards |
|  remote control |  ball-proof (upon request) |  CSA Certified to UL and CSA Standards |
|  available upon request |  accessory |  Certified for North American Standards |

IP RATING

| | |
|--|--|
|  IP20 | protected against ingress of solid bodies greater than 12.5mm (finger) |
|  IP33 | protected against ingress of solid bodies greater than 2.5mm protected against sprays of water up to 60 degrees from the vertical (rain) |
|  IP40 | protected against ingress of solid bodies greater than 1mm (wire) no protection against the ingress of moisture |
|  IP43 | protected against ingress of solid bodies greater than 1mm (wire) protected against sprays of water up to 60 degrees from the vertical (rain) |
|  IP44 | protected against ingress of solid bodies greater than 1mm (wire) protected against water splashed from all directions |
|  IP54 | protected against limited ingress of dust (wet rooms/covered outdoor areas) protected against water splashed from all directions |
|  IP65 | protected against ingress of dust protected against jets of water |
|  IP66 | protected against ingress of dust protected against powerful jets of water or heavy seas |
|  IP67 | protected against ingress of dust protected against immersion of water between 15cm - 1m for 30 minutes |
|  IP68 | protected against ingress of dust protected against immersion of water under pressure for long periods |

IK RATING

| | |
|--|---|
|  IK01 | protected against 0.14 joules impact (equivalent to 0.25kg mass dropped from 56mm above the surface) |
|  IK02 | protected against 0.2 joules impact (equivalent to 0.25kg mass dropped from 80mm above the surface) |
|  IK03 | protected against 0.35 joules impact (equivalent to 0.25kg mass dropped from 140mm above the surface) |
|  IK04 | protected against 0.5 joules impact (equivalent to 0.25kg mass dropped from 200mm above the surface) |
|  IK05 | protected against 0.7 joules impact (equivalent to 0.25kg mass dropped from 280mm above the surface) |
|  IK06 | protected against 1 joules impact (equivalent to 0.25kg mass dropped from 400mm above the surface) |
|  IK07 | protected against 2 joules impact (equivalent to 0.5kg mass dropped from 400mm above the surface) |
|  IK08 | protected against 5 joules impact (equivalent to 1.7kg mass dropped from 300mm above the surface) |
|  IK09 | protected against 10 joules impact (equivalent to 5.0kg mass dropped from 200mm above the surface) |
|  IK10 | protected against 20 joules impact (equivalent to 5.0kg mass dropped from 400mm above the surface) |